




Antique medallion


source unknown

Lessons in Onions Rings in Trifolios and encapsulation or WRAPPING
Submitted by Georgia Seitz, a member of L.A.C.E. Guild.

Diagram with suggestions for variation-using onion rings in the trifolios.




Onion ring step 3



Onion ring step 1



Onion Ring Step 4



Onion ring step 2



Onion ring step 5




Completed double layer onion ring



This is a challenge project. The antique motif above is a simple trefoil and chain repeat. The diagram suggests a variation possibility converting the rings to double or triple layer onion rings. This illustrates the use of the onion ring join; the use of down joins instead or up joins, measured picots. The onion rings may also be tatted in 1, 2 or 3 colors with the extra threads being hidden in the chains.

This provides exercise in encapsulation, i.e., creating the chains by NOT reversing work and WRAPPING the thread instead of tating the ds for the chain.

Basic encapsulation or WRAPPING



Best wishes, Georgia Seitz
the online tating class is on summer recess
June - Sept.
alternate email address
AKTATTER@georgiaseitz.com